

Kaohsiung Pier 2 Experimental Theatre Technical Information

Basic Information

Contact: Performing Arts Division, Bureau of Cultural Affairs Kaohsiung City
Government

Tel: (+886) 07-5218254 / (+886) 07-2225136 ext. 8335

Address: No. 67, Wufu 1st Rd., Lingya Dist., Kaohsiung City 802, Taiwan(R.O.C.)

If you want to hire the theatre, please send a proposal to khccpac@gmail.com

1. Transportation Information

If you are traveling with subway (KRT), we are located in **O1 (Sizihwan) Station** / **C13 (Penglai Pier-2) Station**.

We are located besides 'Hamasen Railway Museum'.

If you need any further information, please contact us in (+886) 07-5214899.



2. Loading and regulations

Loading entrance: 250 cm (h) x 200 cm (w)

➤ Trucks can park besides the theatre building, which is inside the art centre, needed to follow the rules. **All of the margin would be confiscated if the troupe do NOT follow this regulation.**

Time of load in : **Before 10:00**

Time of load out : **Mon to Fri after 18:00**

Sat and holidays after 20:00

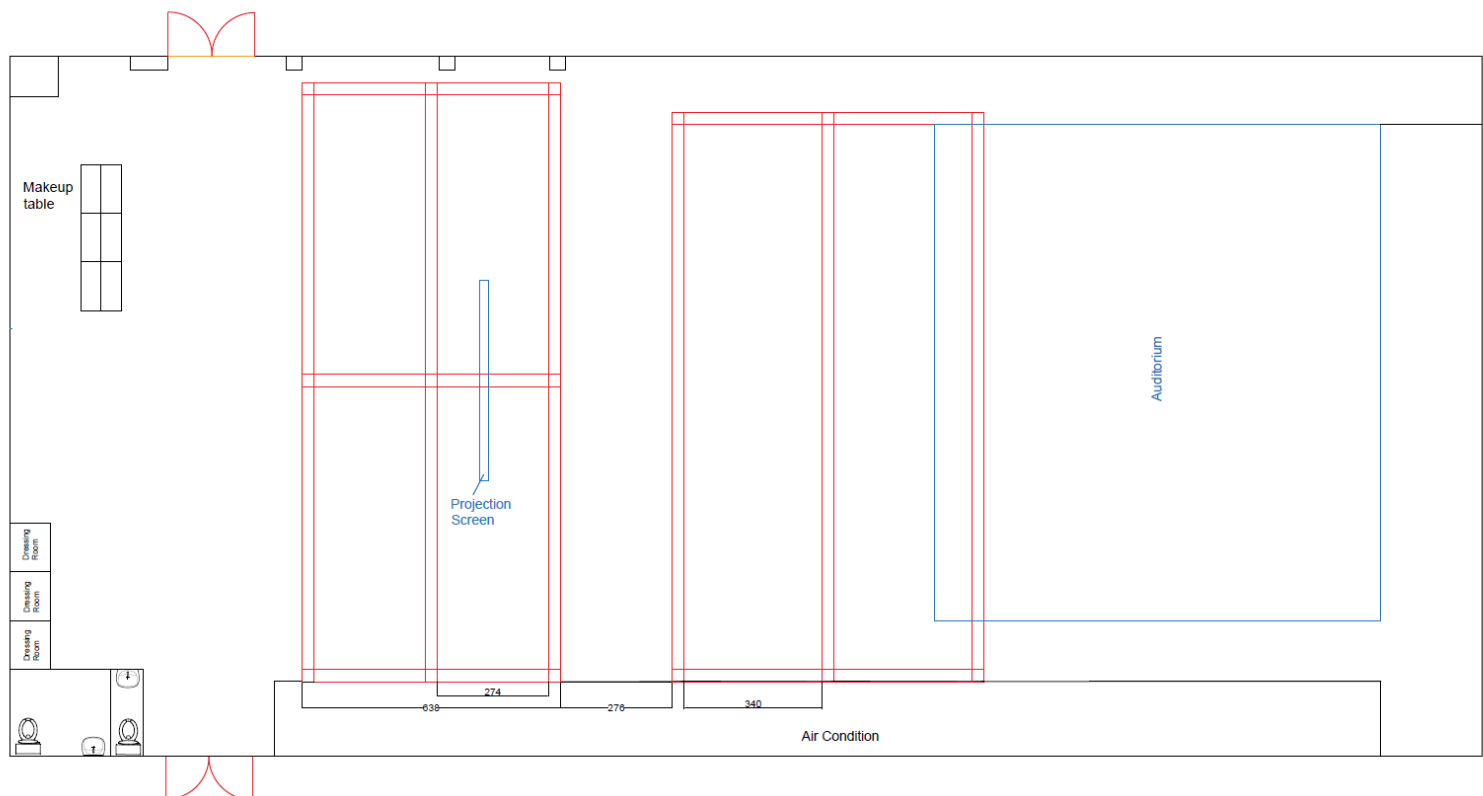
Please inform the loading time to theatre manager **one week before** of the load.

3. Stage Information

- There are no plaster line provided on the stage.
- Marley are set from the cyclorama to the auditorium
- Stage Size: 1000 (width) x 1450 (depth)

Please contact theatre manager for AutoCAD file.

Top View



4. Auditorium

- Stair-shaped auditorium

It cannot be moved. Theatre provide maximum 200 seats. The troupe can decide the setting of the seats.

- The control area is at the Mezzanine floor behind the auditorium.

5. Masking and Rigging

- Leg: 500 cm (h) x 480 cm (w) x 6 pieces

Note: 4 for them are already hanged on the truss.

- Border: 80(h) x 1600 cm (w) x 2 pieces

Note: None of the border hanged on the truss.

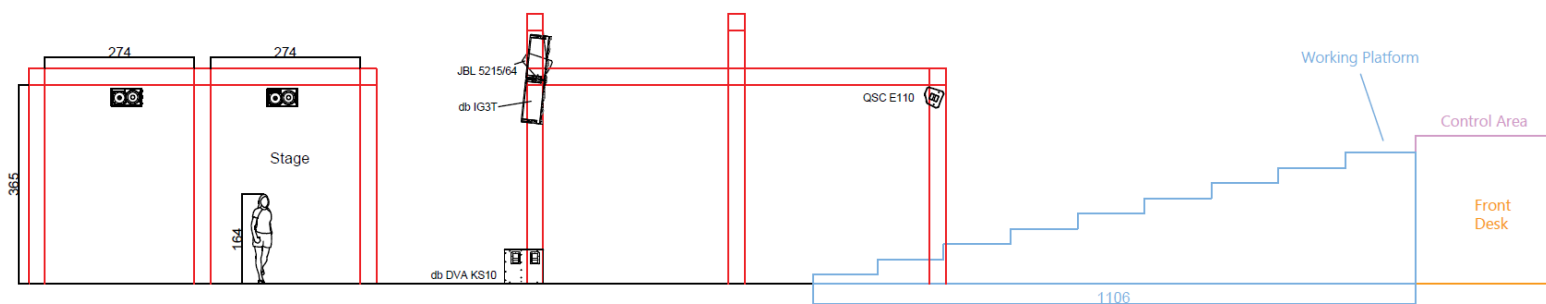
- Cyclorama: 440(h) x 850 cm (w) x 2

Note: All of them are hanged on the truss.

- The theatre does not have any rigging system. All of the masking (except 2 legs for the addition) are hanging on truss.

We provide 5 sets of seat harnesses for technicians to use while rigging.

Section Plan



6. Lighting System

- Console: ETC Element 2 (40 channel faders)
- Screen: Viewsonic 19" x 2
- Signal system: DMX 512 (5 pin XLR connector)

Note: If you need to move the console outside the control area, please ask the theatre manager.

Dimmer Pack: Lite-Puter DX-1220E x 6, provide 72 circuits.

- Maximum load of each circuit: 15 A
- Voltage: 220 V
- There are two signal outlet plugs on the left and right of rear stage. To merge all different signals to venue lighting signal system.
- All of the circuits are on the trusses, each circuit contain 2 plugs.

Position	Circuit No.	Total amount	Note
Truss#1	1~12	12	
Truss#2	13~24	12	
Truss#3	25~36	12	
Truss#4	37~48	12	
Truss#5	49~60	12	3 circuits used for house light
Truss#6	61~72	12	2 circuits used for house light

Lighting Instrument list

Type	Instrument	Amount	Note
Profile	ETC Source Four 50°	12	
	ETC Source Four 36°	6	
	ETC Source Four 26°	6	
	ETC Source Four 19°	6	
PAR 64 (Long Can)	Wide	18	
	Medium	12	
	Narrow	12	
Cyclorama Flood		10	4 lights hanged for house light
Fresnel	ETC PARNeI	12	
45° LED PAR RGBW		8	8 DMX channels

Note: 5 House lights hanged on truss is a basic setting. Please keep them when the troupe strike. Please ask theatre manager for the library of the LED PAR.

Lighting Attachment

Type	Instrument	Amount	Note
Color gel Frames	PAR 64	40	With 'P2' marked
	ETC Source 4 ERS	30	
	ETC Source 4 PARNeI	12	
	Cyclorama flood	10	
GOBO holder (Size B)		20	
Iris		6	
4m pipe		3	White marking ($\varnothing=1.5$ inch)
3m pipe		9	
Arms buckle		20	
Boom base		4	Use with pipes as side light racks
Barn Door	PAR 64	20	
	ETC Source 4 PARNeI	10	
Shin Base		4	
ETC Source 4 Lens	26°	4	Yellow marking
	36°	4	White marking

Note: Two scaffoldings in 3 storeys provided in theatre. The troupe can use it for rigging, focusing etc. When using side light, please be careful the masking.

Lighting Cable

Object	Length	Amount	Note
Stage pin Ex-cable	1 m	20	Blue mark
	2 m	10	White mark
	3 m	20	Red mark
	5 m	20	Green mark
	10 m	20	Yellow mark
Y-cord	1 m	10	Grey mark
Stage pin(male) to Type A plug (female)		10	
Stage pin(female) to Type A plug (male)		10	
Type A extend cable	10 m	3	Cable in green color
	15 m	2	
	20 m	7	Cable in orange color
3 pin XLR + to 5 pin XLR -		4	Signal adapter

3 pin XLR - to 5 pin XLR +		4	Signal adapter
----------------------------	--	---	----------------

Note: Type A is the common plug which is used in Taiwan. Same as USA, Japan.

7. Audio System

- Mixer: Midas M32R digital mixer
- 3 PA full range speakers, 2 delay

Audio Equipment list

Object	Amount	Note
db technologies IG3T	2	Active Column Speaker, House Speaker(L,R)
JBL AM 5212/64 Passive Speaker	1	House Speaker (Center)
db technologies DVA KS10	2	Active Subwoofer Speaker
QSC E110 Passive Speaker	6	Monitor and delay speaker
Tannoy Gold 7	2	Monitor Speaker at control area
Powersoft Digam K3	2	For JBL AM 5212/64
QSC GXD 8	2	For monitor speaker
QSC GX 7	1	For delay speaker
Mipro ACT-74 (5UA)	1 set	4 Wireless Handheld Mics(ACT-70H) and 4 body packs (ACT-70T) included Wireless mics and clip mics are shared 4 channels.
Mipro ACT-747 (6UA)	1 set	4 wireless body packs (ACT-70T) included
Shure QLXD 4 Wireless System	4	Included 4 Beta58A handheld microphones
Mipro AD-708	1	Antenna distributor
Mipro AW-90W	2	Log Periodic Antenna
Shure SM57	4	
Shure SM58	4	
Shure SM81	2	
Shure Beta 52a	1	
Behringer DI100 (Active DI-BOX)	2	
DBX db12 (Active DI-BOX)	2	
Micophone Stand	10	
Short microphone stand	4	
Music Stand	10	
Music Stand light	10	Incandescent bulb

Cable

Object	Length	Amount	Note
Multi cable	15 m	2	
Canare Junction multi-cable box		2	
Speakon connector	5 m	2	Green mark
	15 m	4	
	20 m	1	Red mark,
Speakon to 6.3 connector	1 m	4	
5 pin XLR Cannon	15 m	1	Cable in yellow color
	20 m	2	
3 pin XLR Cannon	5 m	10	Green mark
	10 m	20	Yellow mark
	5 m	6	Blue mark, located at control area
Lavalier Microphone		11	4 pin mini connector
6.3 to 6.3 phone jack (Mono)	5 m	5	White mark
3 pin XLR female to 6.3 phone jack	1 m	3	
3 pin XLR male to 6.3 phone jack	1 m	3	
3 pin XLR male to 3 pin XLR male		2	
3 pin XLR female to 3 pin XLR female		2	

8. Inter-communication

Model: Kupo Goreal Intercom System

- 6 packs of intercom with headphone

Intercom's base is located at the control area with audio rack.

There are signal output plugs for intercom located in the control area, backstage, and the rear stage.

9. Projection System

- Projector: NEC NP-PA600X, 6000 lumens
- HDMI plugs are provided in the control area
- 240 inches Projection screen on stage

10. Extra Electricity supply

- Location of extension supply: Backstage
- Below the P4/R4

110V:110/90 3 ϕ 4

3 Phase 50 A with no fuse breaker

Maximum current 150 A

Maximum loading per Phase: $110 \times 50 \text{ A} = 5500$ \therefore 5 x 1000W lighting instrument can be loaded in 1 Phase \therefore 15 x 1000W lighting instrument can be loaded in 3 Phase**220V:**220/380 3 ϕ 4

3 Phase 50A with no fuse breaker

Maximum current 150 A

Maximum loading per Phase: $220 \times 50 \text{ A} = 11000\text{W}$ \therefore 11 x 1000W lighting instrument can be loaded in 1 Phase \therefore 33 x 1000W lighting instrument can be loaded in 3 Phase**12. Other Equipment**

Object	Amount	Note
Makeup desk	6 sets	
Folding table	12	
Mirror	5	
Full length mirror	2	
Running Wardrobe	2	
Trolley	2	
Scaffolding with tire	2	
Mop	2	
Black tablecloth	2	
Garment Steamer	1	
Hair Dryer	1	
Seat Harnesses	4	Petzl FALCON
Fan	2	

Note: Theatre provide drinking water at the backstage area. Please bring your own mag for the water.

13. Front Desk

- There are 2 wooden desks in the front desk for ticketing and administration.
- Area of front desk CANNOT use tapes and chemicals which could be damage

the painting of the wall for sticking propaganda.

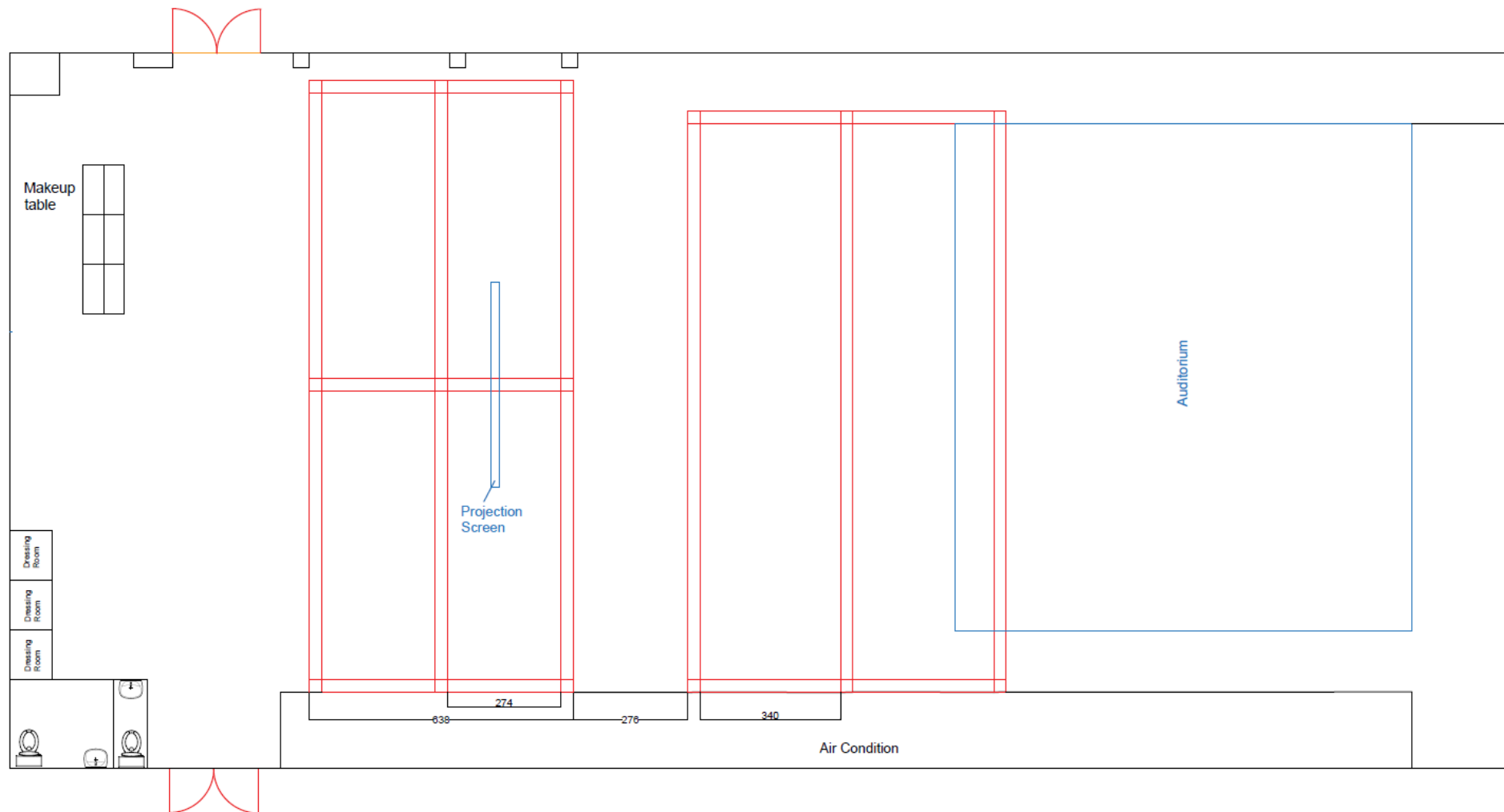
We provide poster rack outside the theatre. The troupe can design their own styled propaganda with painting and art works.

Sample of the work:

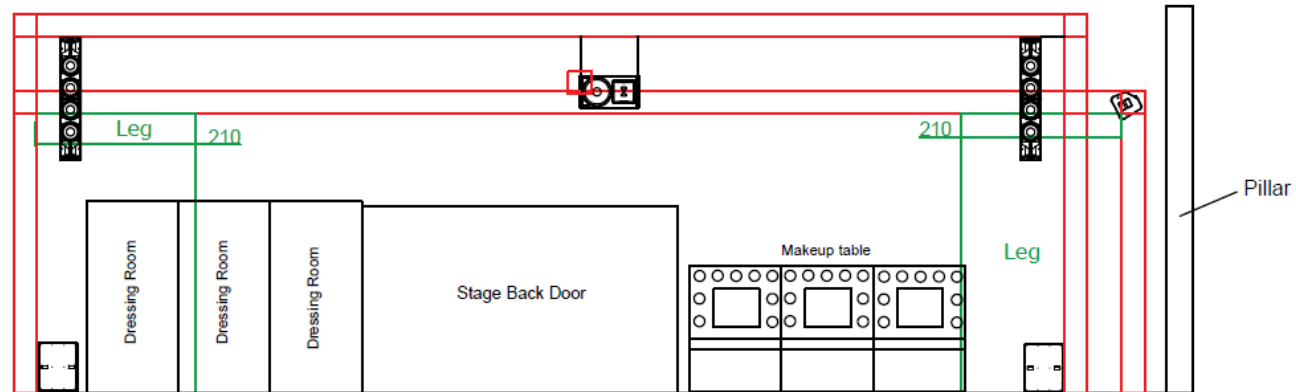


Three View Diagram

Top View



Front View



Section Plan

